


# EROSION CONTROL/ TRENCH/DRAIN PRODUCTS

www.stetsonbuildingproducts.com

## FORM-A-DRAIN AND ACCESSORIES

### **EXTRUDED COUPLINGS (32 PER BOX)**



Form-A-Drain

ITEM	# 000004	4"
	# 000916	6"

### **OUTLET FITTING FORM-A-DRAIN (6 PER BOX)**



Form-A-Drain lineals are manufactured from PVC (polyvinyl chloride) material using high content of recycled materials, in convenient 12-foot lengths.

Accessories are available, including couplings, corners, drainage outlets, T's, and vertical angle pieces. Grade stakes can be left in place; they do not have to be pulled. Spacer straps are available in various widths to ensure proper footing width.

ITEM	# 000044	4"
	# 000914	6"



### **4"X12' FORM-A-DRAIN (120 PER BOX)**

Form-A-Drain® is a complete, permanently installed system that forms footings, drains foundations, and provides a sub-slab perimeter radon reduction system.

ITEM	# 000124	4" X 12'
	# 000910	6" X 12'



### **SPACER STRAP FORM-A-DRAIN (16/BOX)**

ITEM	# 000416	4"X16"
------	----------	--------



### **45 DEGREE CORNER FORM-A-DRAIN (12/BOX)**

FORM-A-DRAIN forms precise foundation footings, with an ideally located foundation drainage system above the bottom of the footing and below the foundation wall. The system allows for simple adaptation to function as an effective means for radon reduction since it forms a complete loop around the foundation.

ITEM	# 000454	4"
	# 000911	6"

Cedar Rapids, IA (800) 383-7272 • Des Moines, IA (800) 383-2181  
Dubuque, IA (800) 894-6272 • Grand Island, NE (800) 228-8572



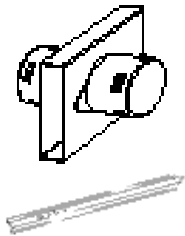
### **90 DEGREE CORNER (18 PER BOX)**

ITEM # 000904 4"  
# 000912 6"

### **OUTLET TILE ADAPTOR FOR FORM-A-DRAIN**

Eliminate the need, cost, and time of going back to the jobsite to remove, strip, clean, and transport forms for reuse. Join the evolution in advanced footing construction; never go back to obsolete methods.

ITEM # 000913



### **FORM-A-DRAIN DOUBLE OUTLET**

ITEM # 000918

### **18" STAKE FORM-A-DRAIN (100 PER BOX)**

ITEM # 001906


## **GEOTEXTILE FABRICS/EROSION CONTROL**

### **36" X 100' SILT FENCE W/WOOD STAKES 8' O.C.**



A silt fence is made of a filter fabric that has been entrenched, attached to supporting poles, and sometimes backed by a plastic or wire mesh for support. The silt fence detains sediment-laden water, promoting sedimentation behind the fence.

ITEM # 251055



### **EXCELSIOR MAT DOUBLE NETTED 4'X180', 80SY/RL IA&IL APPROVED**

Western Excelsior

Make sure the blanket is in contact with the soil over the entire area, and secured with staples. Normally, it is not necessary to overlap, dig check slots, anchor ditches or bury ends of the blanket when using XCEL Temporary ECB's. It may be necessary to dig check slots, anchor ditches or bury the end of the blanket on long slopes or high flow channel conditions.

ITEM # 251080